

CLASS – L.K.G.

**“Learning gives creativity,
Creativity leads to thinking,
Thinking provides knowledge,
Knowledge makes you great.”**

- Abdul Kalam

On receiving this syllabus, I promise to study
with perseverance and regularity and complete
it on time under the guidance of my teachers.

Name

Class Sec.

Signature

Date

Weightage of Assessment

Subject	PA-1/PA-2 (05)	M.A. (05)	Portfolio (05)	S.E.A (05)	H.Y.E./A.E. (80)	TOTAL (100)
ENGLISH						
HINDI						
MATHS						

- ❖ **Art & Craft:** Grades will be awarded based on regular drawing assignments completed during weekly art & craft classes.
- ❖ **General Awareness (G.A.):** Grades will be awarded based on students participation in classroom activities.
- ❖ **Periodic Assessment (PA-1/PA-2):** Pen-paper test will be conducted once in each term. The test will be conducted for **40** marks and converted into 05 marks.
- ❖ **Multiple Assessment (M.A.):** Multiple assessment of 05 marks is on higher order thinking, group discussion, quiz, viva etc.
- ❖ **Portfolio :** The notebook maintenance and submission by students will carry 05 marks.
- ❖ **S.E.A.:** Subject Enrichment Activities will carry 05 marks. It consists of different activities and projects related with the chapter based topics.
- ❖ **HYE/AE:** Pen-paper examination of **80** marks for both **TERMS** will be conducted.

HAPPY MODEL SCHOOL, VARANASI

BOOK LIST FOR SESSION 2025-26

CLASS – L.K.G.

<u>SUBJECTS</u>	<u>NAME OF THE BOOK</u>	<u>PUBLISHERS</u>
ENGLISH	DAISY ENGLISH PRE - PRIMER	MARINA PUBLICATION
RHYMES	NURSERY RHYMES – A	VISHV BOOKS
ENGLISH WRITING	JUNIORS BUZZING BEYOND SKILL BOOK ENGLISH ENHANCING LITERACY SKILLS (EARLY READERS AGES 3-4)	ACEVISION PUBLISHERS PVT LTD.
HINDI	CANDY-हिंदी सुलेख-ब	GOOD LUCK PUBLISHERS LTD.
HINDI RHYMES	स्वर संगीत - B	MARGDARSHAN PUBLISHERS
MATHEMATICS	MATHS PRE-PRIMER UNIQUE PLAY-WAY LEARNING	HPS INTERNATIONAL
G.K.	MY BEST PICTURE BOOK	KARTIK EDUCATION
DRAWING	LITTLE BEAR CREATIVE ART & CRAFT LEVEL - B	MARINA PUBLICATION
	NEW ALL IN ONE (TO BE PURCHASED BY NEW ADMISSION ONLY”)	MARINA PUBLICATION

STATIONERY LIST

SUBJECT	TYPE OF NOTEBOOKS	QUANTITY
ENGLISH	FOUR LINES NOTEBOOKS	2
HINDI	FIVE LINES NOTEBOOKS	2
MATHEMATICS	SQUARE BOX NOTEBOOKS	2
DRAWING	DRAWING COPY	1
SCRAP BOOK	-----	1
	MOULDING DOUGH -1, PENCIL , ERASER , SHARPENER & WAX CRAYONS -1	

NOTE: BOOKS ARE AVAILABLE IN ALL BOOK STORES OF THE CITY.

GENERAL INSTRUCTION

- 1) All notebooks and text books should be covered and properly labelled with name, class, section, subject and roll number.
- 2) Appearing in all assessments is must.
- 3) Minimum of 80% Attendance is compulsory to appear in the examination.

Activities

TERM-I

Months	Contents		
APRIL - MAY	Colour of the month	:	Red
	Shape of the month	:	Circle
	Concept of the month	:	Big and small
	Thought of the month	:	Health is wealth
	Sensorial learning	:	Paper tearing
	Stories of the month	:	Grasshopper and the Ant कहानी—पेड़ का दर्द ।
	Game of the month	:	Walk along the line
	Experiential learning	:	To identify the different types of taste (sweet, sour and salty)
JUNE -JULY	Colour of the month	:	Yellow and Black
	Shape of the month	:	Square
	Concept of the month	:	Come and go
	Thought of the month	:	Save Environment
	Sensorial learning	:	Crushing of newspaper
	Stories of the month	:	The Greedy Dog कहानी—बातुनी कछुआ ।
	Game of the month	:	Walk up / down stairs
	Experiential learning	:	1. Differentiate between hard and soft objects 2. Differentiate between rough and smooth objects.
AUGUST	Colour of the month	:	Blue
	Shape of the month	:	Rectangle
	Concept of the month	:	Sit and stand
	Thought of the month	:	Book is the best friend
	Sensorial learning	:	Rolling the mat
	Stories of the month	:	The monkey and the crocodile कहानी— एकतामें शक्ति ।
	Game of the month	:	Chain-Chain (with the help of colours)
	Experiential learning	:	To identify the different types of vegetables
SEPTEMBER	Colour of the month	:	White
	Shape of the month	:	Triang*le
	Concept of the month	:	In and Out
	Thought of the month	:	Respect your elder's and teacher's
	Sensorial learning	:	Hard and Soft by touching different objects

	Stories of the month	:	A glass of milk कहानी—बकरी और सात बच्चे ।
	Game of the month	:	Catch – Hold and throw
	Experiential learning	:	To show plants needs water to grow
OCTOBER	Colour of the month	:	Orange
	Shape of the month	:	Cone
	Concept of the month	:	Fat and Thin
	Thought of the month	:	Take care of animals
	Sensorial learning	:	Loudness and Softness
	Stories of the month	:	The bear and two friends कहानी—लोमड़ी और कौवा ।
	Game of the month	:	Passing the parcel
	Experiential learning	:	Differentiate between dry leaves and green leaves
NOVEMBER	Colour of the month	:	Green
	Shape of the month	:	Oval
	Concept of the month	:	Happy and Sad
	Thought of the month	:	A Book is a gift that you can open again and again
	Sensorial learning	:	Balancing
	Stories of the month	:	The power of respect कहानी—मिट्टी के खिलौने ।
	Game of the month	:	Tipy-Tipy Top
	Experiential learning	:	To know that plants gives us oil (with help of different seeds & nuts)
DECEMBER	Colour of the month	:	Purple
	Shape of the month	:	Star
	Concept of the month	:	Hot and Cold
	Thought of the month	:	Follow the traffic rules
	Sensorial learning	:	Sweet and Salty
	Stories of the month	:	The lion and the mouse कहानी—टोपीवाला और बंदर ।
	Game of the month	:	Musical Chair/Hug
	Experiential learning	:	Role play of different professionals
JANUARY	Colour of the month	:	Sky Blue
	Shape of the month	:	Revision of all shapes
	Concept of the month	:	Empty and full
	Thought of the month	:	Save Electricity
	Sensorial learning	:	Smell – pleasant and unpleasant
	Stories of the month	:	Elephant and friends











कहानी—दादी की पेंसिल ।

Game of the month : Walk on the narrow beam
Experiential learning : Cloth folding (T-shirt)

FEBRUARY Colour of the month : Pink
Shape of the month : Revision of all previous shapes (April to January)
Concept of the month : Revision of all previous concepts (April to January)
Thought of the month : Sharing makes one happy
Sensorial learning : Revision of all previous sensory learning (April to January)
Stories of the month : Hare and the tortoise
 भेड़िया आया ।
Game of the month : Carrom
Experiential learning : Visit to a shopping mall/Park

ENGLISH

TERM-I

Months	Contents	
APRIL-MAY	<p>ORAL -</p> <p>Rhymes Book – Nursery Rhymes – A</p> <p>1. Humpty Dumpty</p> <p>2. Jack and Jill</p> <p>A for apple to Z for Zebra</p> <p>Opposites :-</p> <p>Come – Go</p> <p>Yes – No</p> <p>Good – Bad</p> <p>Sit – Stand</p> <p>WRITTEN -</p> <ul style="list-style-type: none">➤ Write Capital alphabet.➤ Capital and Small letters Aa to Jj➤ Fill the missing letters. e.g. - Aa___Cc___Ee___.➤ Recognize the pictures and write first letter(Aa to Mm) <div></div> <ul style="list-style-type: none">➤ Match the pictures with correct letter. <div></div>	
JUNE-JULY	<p>ORAL -</p> <p>Rhymes Book – Nursery Rhymes – A</p> <p>1) Pussy Cat</p> <p>2) Baa Baa Black Sheep</p> <p>Phonic sounds – A to Z</p> <p>Opposites – Up – Down</p> <p>Fat – Thin</p>	








	<p>Boy – Girl Big – Small</p> <p>WRITTEN –</p> <ul style="list-style-type: none"> ➤ Capital and Small letters Kk to Zz ➤ See and write capital and small letter Aa to Zz ➤ Match it – letter to letter letter to pictures ➤ Recognize the pictures and write the correct letter. <p>Workbook – Daisy English Reader Pre-primer</p>	4-10
AUGUST	<p>ORAL –</p> <p>Rhymes Book – Nursery Rhymes – A</p> <p>1) A clown 2) Cobbler, Cobbler</p> <p>Phonic sounds A to Z</p> <p>Introduction of Vowels – a, e, i, o, u.</p> <p>Opposites – Before – After In – Out Open – Close Hot – Cold</p> <p>WRITTEN –</p> <ul style="list-style-type: none"> ➤ Introduction of Vowels – a, e, i, o, u. ➤ 2 and 3 letter words with sound 'a' and 'e'. <p>Workbook – Daisy English Reader Pre-primer</p>	11-22
SEPTEMBER	<p>ORAL -</p> <p>Rhymes Book – Nursery Rhymes – A</p> <p>1) Ding, Dong Bell 2) Georgie Porgie</p> <ul style="list-style-type: none"> ➤ Revision of A to Z with phonic sounds. ➤ Reading of 2 and 3 letter words with sound 'a' and 'e' and 'i'. ➤ Revision of all previous opposite words. 	

	WRITTEN – <ul style="list-style-type: none"> ➤ Revision of 2 and 3 letter words with sound 'a' and 'e'. ➤ Dictation of 2 and 3 letter words with sound 'a' and 'e' ➤ Fill in the blanks with Vowels. 	
TERM – II		
OCTOBER	ORAL – Rhymes Book – A 1) Little Boy Blue 2) One, Two <ul style="list-style-type: none"> ➤ Oral revision of 2 and 3 letter words with sound 'a' and 'e' ➤ Reading of 2 and 3 letter words with sound 'i' and 'o'. Opposites – Catch – Throw New – Old Clean – Dirty First – Last WRITTEN – <ul style="list-style-type: none"> ➤ Revision of 2 and 3 letter words with sound 'a' and 'e'. ➤ Write 2 and 3 letter words with sound 'i' and 'o'. ➤ Fill in the blanks with Vowels. ➤ Dictation of 2 and 3 letter words with sound 'i' and 'o'. Workbook – Daisy English Reader Pre-primer	23-28
NOVEMBER	ORAL – Rhymes Book – Nursery Rhymes – A 1) Eeny, Meeny, Miney, Mo 2) Little Jack Horner <ul style="list-style-type: none"> ➤ Revision of 2 and 3 letter words with sound 'a' 'e' and 'i' and 'o'. ➤ 2 and 3 letter words with sound 'u'. ➤ Reading practice – 'double sound (ee , ll) and blend words (nk , ow , oy , ing) ➤ Concept of 'A/An'. 	

	<p>WRITTEN –</p> <ul style="list-style-type: none"> ➤ Write 2 and 3 letter words with sound 'u'. ➤ Fill in the blanks with Vowels. ➤ Dictation of words with sound 'u'. ➤ Use of 'A/An' <p>Workbook – Daisy English Reader Pre-primer</p>	29-36
DECEMBER	<p>ORAL –</p> <p>Rhymes Book – Nursery Rhymes – A</p> <p>1) Early to bed</p> <p>2) Mary, Mary, Quite contrary</p> <p>Story – Hare and Tortoise</p> <ul style="list-style-type: none"> ➤ Revision of sound <p>WRITTEN –</p> <ul style="list-style-type: none"> ➤ Revision of sound 'a' 'e' 'i' 'o' 'u' ➤ Use of 'This/That' ➤ Use of 'In' ➤ Use of 'On' ➤ Use of 'Under' ➤ Use of 'What' <p>Workbook – Daisy English Reader Pre-primer</p>	37-42
JANUARY	<p>ORAL –</p> <p>Rhymes Book – Nursery Rhymes – A</p> <p>1) Wee Willie Winkie</p> <p>2) One to Ten</p> <ul style="list-style-type: none"> ➤ Revision of vowel words, A/An, in/on/under, and, This/That, What <p>WRITTEN –</p> <ul style="list-style-type: none"> ➤ Revision of 'A/An'. ➤ Revision of 'This'. ➤ Revision of 'That'. ➤ Revision 'In' , 'On' and 'Under' ➤ Revision of 'What'. ➤ Use of 'And' ➤ Write your name e.g. – What is your name? 	

	<p>My name is</p> <p>In which class do you study? I study in class</p> <p>➤ Dictation of 3 letter words.</p> <p>Workbook – Daisy English Reader Pre-primer</p>	43-44
FEBRUARY	<p>ORAL – Revision of all previous oral.</p> <p>WRITTEN –</p> <p>➤ Revision of all previous works.</p> <p>➤ Dictation of words.</p> <p>REVISION</p>	

हिन्दी
TERM-I

Months	Contents
अप्रैल-मई	<p>मौखिक→ अ से अः तक</p> <p>→ क से झ तक</p> <p>कविताएँ— 1. जब मैं छोटा बच्चा था</p> <p style="text-align: center;">2. मेरा घर</p> <p>किताब – Candy – हिंदी सुलेख-ब (अ से अः और क से ङ)</p> <p>लिखित→ अ  से अः तक लिखना।</p> <p>→ क  से ङ तक लिखना।</p> <p>→चित्र पहचानकर पहला अक्षर लिखिए (अ से अः तक)</p> <p>उदाहरण –</p> <div style="display: flex; align-items: center; justify-content: space-around;"> <div style="text-align: center;">  <div style="border: 1px solid black; width: 100px; height: 50px; margin: 5px 0;"></div> </div> <div style="text-align: center;">  <div style="border: 1px solid black; width: 100px; height: 50px; margin: 5px 0;"></div> </div> </div> <p>→अक्षर से चित्र मिलाइए।</p> <div style="display: flex; align-items: center;"> <div style="margin-right: 20px;"> <p>अ</p> <p>ई</p> <p>ऊ</p> </div> <div style="text-align: center;">    </div> </div>
जून-जुलाई	<p>मौखिक→ अ से अः तक</p> <p>→ क से झ तक</p> <p>कविताएँ→ 1. हँस दे गुड़िया</p> <p style="text-align: center;">2. लालाजी</p> <p>किताब – Candy – हिंदी सुलेख-ब (च से न)</p> <p>लिखित</p> <p>→ च से न तक अभ्यास कार्य।</p> <p>→चित्र पहचानकर सही अक्षर लिखिए।</p> <p>→चित्र पहचानकर सही अक्षर पर गोला बनाइए।</p> <p>→रिक्त स्थान भरिए। (क से न तक)</p>

अगस्त	<p>मौखिक→ अ से अ: तक</p> <p>→ क से ज्ञ तक</p> <p>कविताएँ→ 1. हाथी राजा</p> <p>2. ऊपर पंखा चलता है</p> <p>कहानी – सच्ची मित्रता</p> <p>किताब – Candy – हिंदी सुलेख-ब (प से ज्ञ)</p> <p>लिखित-</p> <p>→ प से ज्ञ तक का अभ्यास</p> <p>→ रिक्त स्थानों को भरिए। (क से ज्ञ)</p> <p>→ चित्र पहचानकर सही अक्षर लिखिए।</p> <p>→ श्रुतिलेख</p>
सितंबर	<p>मौखिक→ अ से अ: तक</p> <p>→ क से ज्ञ तक</p> <p>किताब→ स्वर संगीत . पुनरावृत्ति</p> <p>कहानी – बिल्ली बंदर</p> <p>लिखित-</p> <p>पुनरावृत्ति अ से अ: तक।</p> <p>→ पुनरावृत्ति क से ज्ञ तक ।</p> <p>→ श्रुतिलेख</p> <p>→ चित्र पहचानकर अक्षर लिखिए ।</p> <p>→ मिलान करिए ।</p>
	TERM - II
अक्टूबर	<p>मौखिक→ पुनरावृत्ति अ से अ: तक</p> <p>→ क से ज्ञ तक</p> <p>→ दो वर्णों को मिलाकर पढ़ना।</p> <p>कविताएँ→ 1. फूल</p> <p>2. वीर सिपाही</p> <p>लिखित-</p> <p>→ पुनरावृत्ति चित्र पहचानकर नाम लिखना (अ से अ: और क से ज्ञ) ।</p> <p>→ अक्षरों को जोड़कर शब्द बनाना। उदाहरण – क + प = कप</p> <p>→ दो वर्णों के शब्द।</p> <p>→ चित्र पहचानकर उनके नाम लिखिए।</p>





	<p>→चित्र देखकर खाली स्थान भरिए।</p> <p>→श्रुतिलेख</p>
नवंबर	<p>मौखिक→पुनरावृत्ति दो वर्णों के शब्दों को मिलाकर पढ़ना।</p> <p>→तीन वर्णों के शब्दों को मिलाकर पढ़ना।</p> <p>कविता→ 1. विश्व कप</p> <p>2. रेल</p> <p>कहानी→ सच्ची मित्रता</p> <p>लिखित –</p> <p>→ पुनरावृत्ति दो वर्णों के शब्द।</p> <p>→अक्षरों को जोड़कर शब्द बनाना। उदाहरण– क + म + ल = कमल</p> <p>→ तीन वर्णों के शब्द।</p> <p>→चित्र पहचानकर उनके नाम लिखिए।</p> <p>→चित्र देखकर खाली स्थान भरिए।</p> <p>→श्रुतिलेख</p>
दिसंबर	<p>मौखिक→पुनरावृत्ति तीन वर्णों के शब्दों को मिलाकर पढ़ना।</p> <p>→चार वर्णों के शब्दों को मिलाकर पढ़ना।</p> <p>कविता – 1. डब्बू जी</p> <p>2. आलू बोला</p> <p>लिखित</p> <p>→ पुनरावृत्ति दो और तीन वर्णों के शब्द।</p> <p>→अक्षरों को जोड़कर शब्द बनाना। उदाहरण– क + ट + ह + ल = कटहल</p> <p>→ चार वर्णों के शब्द।</p> <p>→चित्र पहचानकर उनके नाम लिखिए।</p> <p>→चित्र देखकर खाली स्थान भरिए।</p> <p>→श्रुतिलेख</p>
जनवरी	<p>मौखिक→चार वर्णों के शब्दों को मिलाकर पढ़ना।</p> <p>कविता – 1. गिनती</p> <p>2. गर्मी</p> <p>कहानी→ मक्खी का लालच</p> <p>पिछली कविताएँ एवं कहानियाँ याद करिए।</p> <p>लिखित</p> <p>→ पुनरावृत्ति दो , तीन और चार वर्णों के शब्द।</p>

	<p>→ खाली जगह भरिए।</p> <p>→मिलान करिए।</p> <p>→चित्र पहचानकर सही शब्द पर गोला लगाइए।</p> <p>→ बिना मात्रा वाले वाक्य ।</p> <p>उदाहरण – रमन नल पर जल भर। हलचल मत कर। अजय कलश पकड़।</p>
फरवरी	<p>मौखिक – पिछले सारे कार्यों का पुनरावृत्ति कीजिए।</p> <p>कहानी – एकता में शक्ति</p> <p>लिखित→पिछले सारे कार्यों का पुनरावृत्ति कीजिए।</p>

MATHS

TERM-I

Months	Contents	Page No.																																																																		
APRIL -MAY	ORAL – Counting from 0 to 50 Comparisons – Big-Small Tall-short Thick-Thin Long-Short Same-Different Heavy-Light In-Out Up-Down WRITTEN – Sorting Based on Colour and Size. Writing of number 0 to 50 <table><tr><td>T</td><td>O</td><td>T</td><td>O</td><td>T</td><td>O</td></tr><tr><td></td><td>1</td><td>1</td><td>1</td><td>2</td><td>1</td></tr><tr><td></td><td>2</td><td></td><td></td><td></td><td></td></tr><tr><td></td><td>3</td><td></td><td></td><td></td><td></td></tr><tr><td></td><td>4</td><td></td><td></td><td></td><td></td></tr><tr><td></td><td>5</td><td></td><td></td><td></td><td></td></tr><tr><td></td><td>6</td><td></td><td></td><td></td><td></td></tr><tr><td></td><td>7</td><td></td><td></td><td></td><td></td></tr><tr><td></td><td>8</td><td></td><td></td><td></td><td></td></tr><tr><td></td><td>9</td><td></td><td></td><td></td><td></td></tr><tr><td>1</td><td>0</td><td></td><td></td><td></td><td></td></tr></table>	T	O	T	O	T	O		1	1	1	2	1		2						3						4						5						6						7						8						9					1	0					
	T	O	T	O	T	O																																																														
		1	1	1	2	1																																																														
		2																																																																		
		3																																																																		
		4																																																																		
		5																																																																		
		6																																																																		
		7																																																																		
		8																																																																		
	9																																																																			
1	0																																																																			
	<div>1. Write counting from 0 to 50</div> <div>2. Count and match with the numbers.</div> <div>3. Fill in the missing numbers 0 to 50</div> <div>4. Ascending and Descending Order</div> <div>Maths Workbook – Pre-primer</div>	4-29																																																																		

JUNE - JULY	<p>ORAL →Counting from 1 to 100.</p> <p>Introduction of Shapes</p> <p>  Circle  Square  Rectangle  Triangle </p> <p>→Number names 0 to 5</p> <p>→Multiple table of 0 and 1</p> <p>→Backward Counting 50 to 0</p> <p>WRITTEN -</p> <p>→ Write the counting from 51 to 70.</p> <p>→Number names 0 to 5</p> <p>→Count and match with the number.</p> <p>→ Fill in the missing numbers from 0 to 70.</p> <p>→Ascending and Descending Order</p> <p>Maths Workbook – Pre-primer</p>	30-44
AUGUST	<p>ORAL → Counting from 1 to 100.</p> <p>→Multiple table of 2</p> <p>→Number names 0 to 10</p> <p>→Days of the Week</p> <p>WRITTEN</p> <p>→Write the counting from 71 to 100.</p> <p>→Fill in the missing number.</p> <p>→ Ascending and Descending Order</p> <p>→Number names 0 to 10</p> <p>→Ordinal Number (1st – 10th)</p> <p>→Multiple Table of 2</p> <p>Maths Workbook – Pre-primer</p>	45-53
SEPTEMBER	<p>ORAL →Revision</p> <p>WRITTEN → Revision</p>	
TERM-II		
OCTOBER	<p>ORAL</p> <p>→Counting from 1 to 100.</p> <p>→Multiple table of 0 to 3.</p> <p>→ Number names from 1 to 15.</p> <p>→Backward counting from 100 to 0.</p> <p>WRITTEN</p> <p>→Counting from 1 to 100</p> <p>→Forward Counting</p>	





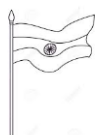



	→Backward Counting → Number names from 11 to 15 →Ascending and Descending Order → Change into words → Change into numbers →Write the missing numbers Maths Workbook – Pre-primer	54-56
NOVEMBER	ORAL →Multiple table of 4 →Number names 1 to 20 → Revision of multiple tables 0 to 3 . WRITTEN →Number name 16 to 20 →Concept of Before, After and Between →Concept of Greater than, less than and equal to →Pictorial Addition (One-digit) →Addition by drawing lines (One-digit) →Addition with zero (0) Maths Workbook – Pre-primer	57-67
DECEMBER	ORAL → Multiple table of 4 →Counting 0 to 100 WRITTEN →Pictorial Subtraction (One-digit) →Subtraction by crossing lines (One-digit) →Subtraction with zero (0) →Multiple table of 4 Maths Workbook – Pre-primer	68-74
JANUARY	ORAL → Revision of tables (0 to 4) → Revision of number names (0 to 20) →Months of the year WRITTEN - Revision of Addition and Subtraction →Sequencing →Time →Money →Fun filling time Maths Workbook – Pre-primer	75-80
FEBRUARY	Revision + Annual Examination	

G.K.

Months	Contents	Page No.
APRIL - MAY	Book → My Best Picture Book ➤ My Body ➤ My Family ➤ Food And Drinks ➤ Fruits	2 3 4,5 6,7
JUNE - JULY	Book → My Best Picture Book ➤ Vegetables ➤ My Daily Routine ➤ Flowers	8,9 10 11
AUGUST	Book → My Best Picture Book ➤ Domestic Animals ➤ Wild Animals ➤ Water Animals	12 13 14
SEPTEMBER	Book → My Best Picture Book ➤ Birds ➤ My Toys ➤ Games	15 16 17
OCTOBER	Book → My Best Picture Book ➤Gents Wear ➤Ladies Wear ➤Our Helpers	18 19 20
NOVEMBER	Book → My Best Picture Book ➤Drawing Room ➤Kitchen ➤Dining Room	21 22 23
DECEMBER	Book → My Best Picture Book ➤Bathroom ➤Bedroom ➤In The Classroom	24 25 26
JANUARY	Book → My Best Picture Book ➤Birthday Party ➤Festivals ➤Vehicles	27 28 29
FEBRUARY	Book → My Best Picture Book ➤Electrical Appliances ➤Opposites ➤Seasons ➤Computer	30 31 32


ART & CRAFT

TERM-I

Months	Contents	Page No.
APRIL - MAY	Book – Little Bear Creative Art and Craft Freehand drawing in notebook. 1. Draw a Sun and colour it.  2. Draw a ball and colour it. 	3 to 6
JUNE - JULY	Book – Little Bear Creative Art and Craft Freehand drawing in notebook. 1. Draw an umbrella and colour it.  2. Draw a balloon and colour it. 	7 to 10
AUGUST	Book – Little Bear Creative Art and Craft Freehand drawing in notebook. 1. Draw the Indian National Flag and colour it.  2. Draw a tree and colour it. 	11 to 13
SEPTEMBER	Book – Little Bear Creative Art and Craft Freehand drawing in notebook. 1. Draw a flower and colour it.  2. Draw a boat and colour it.  Craft – Paper folding dog.	14 to 16

TERM-II

OCTOBER	Book – Little Bear Creative Art and Craft Freehand drawing in notebook. 1. Draw a candle and colour it.  2. Draw a diya and colour it. 	17 to 19
NOVEMBER	Book – Little Bear Creative Art and Craft Freehand drawing in notebook. 1. Draw a bird and colour it.  2. Draw a cat and colour it. 	20 to 22

DECEMBER	Book – Little Bear Creative Art and Craft Freehand drawing in notebook. 1. Draw a X-mas tree and colour it. 2. Draw a bell and colour it. 	22 to 25
JANUARY	Book – Little Bear Creative Art and Craft Freehand drawing in notebook. 1. Draw a kite and colour it. 2. Draw a hut and colour it. 	26 to 28
FEBRUARY	Freehand drawing in notebook. Revision of previous pictures. Craft – Paper folding fan.	

CONVERSATION

Months	Contents
APRIL - MAY	<p>Ques. 1 What is your name?</p> <p>Ans. My name is</p> <p>Ques. 2 How old are you?</p> <p>Ans. I am years old.</p> <p>Ques. 3 What is your father's name?</p> <p>Ans. My father's name is Mr.</p> <p>Ques. 4 What is your mother's name?</p> <p>Ans. My mother's name is Mrs.</p> <p>Ques. 5 In which class do you study?</p> <p>Ans. I study in class L.K.G.</p> <p>Ques. 6 What is the name of your school?</p> <p>Ans. The name of my school is Happy Model School.</p> <p>Ques. 7 What is the name of your Class Teacher?</p> <p>Ans. My Class Teacher's name is Ms.</p> <p>Ques. 8 How many fingers do you have?</p> <p>Ans. I have 10 fingers.</p> <p>Ques. 9 Name any five junk foods.</p> <p>Ans. The junk foods are chips, noodle, samosa, burger and pizza.</p> <p>Ques. 10 Name any five healthy foods.</p> <p>Ans. The five healthy food are vegetables, meat, egg, pulses and chapati.</p>
JUNE - JULY	<p>Ques. 1 What is the name of your Head Mistress?</p> <p>Ans. My Head Mistress name is Mrs.</p> <p>Ques. 2 Names any five vegetables.</p> <p>Ans. Potato, Tomato, Onion, Brinjal and Peas.</p> <p>Ques. 3 Name any five good habits.</p> <p>Ans. Waking up early, Brushing teeth, Bathing, Eating breakfast and Going to school.</p> <p>Ques. 4 Names of any five flowers.</p> <p>Ans. Rose, Lotus, Sunflower, Lily and Marigold.</p> <p>Ques. 5 Names any five fruits.</p> <p>Ans. Mango, Banana, Apple, Orange and Grapes.</p> <p>Ques. 6 Which fruit is called the "King of Fruits"?</p> <p>Ans. Mango.</p>
AUGUST	<p>Ques. 1 What is the name of our Principal?</p>

	<p>Ans. Our Principal's name is</p> <p>Ques. 2 When do we celebrate Independence Day?</p> <p>Ans. We celebrate Independence Day on 15th August.</p> <p>Ques. 3 How many colours are there in our National Flag?</p> <p>Ans. There are three colours in our National Flag.</p> <p>Ques. 4 What is the name of our country?</p> <p>Ans. Our country name is India.</p> <p>Ques. 5 Tell the names of any five domestic animals.</p> <p>Ans. Cat, Dog, Goat, Donkey and Horse.</p> <p>Ques. 6 Tell the names of any five wild animals.</p> <p>Ans. Tiger, Lion, Elephant, Monkey and Bear.</p>
SEPTEMBER	<p>Ques. 1 Names of any five birds.</p> <p>Ans. Parrot, Crow, Owl, Sparrow and Vulture.</p> <p>Ques. 2 Names any two flightless birds.</p> <p>Ans. Penguin and Ostrich.</p> <p>Ques. 3 Which is your favourite toy?</p> <p>Ans. My favourite toy is</p>
OCTOBER	<p>Ques. 1 Names any five dresses which ladies wear.</p> <p>Ans. Saree, Dupatta, Salwar -Kameez, Frock and Skirt.</p> <p>Ques. 2 Names any five dresses which gents wear.</p> <p>Ans. Shirt, T-shirt, Coat, Trouser and Tie.</p> <p>Ques. 3 Who brings our letters?</p> <p>Ans. Postman brings our letters.</p> <p>Ques. 4 Who cuts our hair?</p> <p>Ans. Barber cuts our hair.</p> <p>Ques. 5 When do we celebrate Gandhi Jayanti?</p> <p>Ans. We celebrate Gandhi Jayanti on 2nd October.</p>
NOVEMBER	<p>Ques. 1 Names any five things that you see in your living/drawing room.</p> <p>Ans. Centre table, Sofa, Flower pot, Carpet and Curtain.</p> <p>Ques. 2 Name any five things that you see in your kitchen.</p> <p>Ans. Pressure-cooker, Sink, Mixer-grinder, Gas stove and Gas cylinder.</p> <p>Ques. 3 Names any five things that you see in your dining room.</p> <p>Ans. Dining table, Dining chair, Wash basin, Towel and Fruit basket.</p> <p>Ques. 4 Which festival is known as the "Festival of Lights"?</p> <p>Ans. Diwali is known as festival of lights.</p>

	<p>Ques. 5 Whose birthday we celebrate as “Children’s Day”?</p> <p>Ans. Pandit Jawaharlal Nehru's birthday we celebrate as children's day.</p> <p>Ques. 6 When do we celebrate Children’s Day?</p> <p>Ans. We celebrate Children’s Day on 14th November.</p>
DECEMBER	<p>Ques. 1 Name any five things that you see in your bathroom.</p> <p>Ans. Tap, Bucket, Mug, Shower and Soap.</p> <p>Ques. 2 Name any five things that you see in your bedroom.</p> <p>Ans. Bed, Bed-cover, Quilt, Curtain and Pillow.</p> <p>Ques. 3 Name any five things that you see in your classroom.</p> <p>Ans. Blackboard, Bench, Table, Chalk and Duster.</p> <p>Ques. 4 When do we celebrate Christmas Day?</p> <p>Ans. We celebrate Christmas Day on 25th December.</p> <p>Ques. 5 Whose birthday do we celebrate on Christmas Day?</p> <p>Ans. We celebrate birthday of Jesus Christ.</p>
JANUARY	<p>Ques. 1 Which festival is called the “Festival of Colours”?</p> <p>Ans. Holi is called the festival of colours.</p> <p>Ques. 2 Name any five festivals.</p> <p>Ans. Holi, Diwali, Christmas Day, Eid and Guruparv.</p> <p>Ques. 3 Name any five means of land transport.</p> <p>Ans. Car, Bike, Bus, Cycle and Train.</p> <p>Ques. 4 Name any four means of water transport.</p> <p>Ans. Boat, Ship, Yatch and Steamer.</p> <p>Ques. 5 Name any two means of air transport.</p> <p>Ans. Aeroplane, Helicopter.</p>
FEBRUARY	<p>Ques. 1 Name any five electrical appliances.</p> <p>Ans. TV, Cooler, Fan, Fridge and Computer.</p> <p>Ques. 2 How many types of seasons are there? Name them.</p> <p>Ans. There are three types of seasons Summer season, Winter season and Rainy season.</p> <p>Ques. 3 How many days are there in a week? Name them.</p> <p>Ans. There are seven days in a week Monday, Tuesday, Wednesday, Thursday, Friday, Saturday and Sunday.</p> <p>Ques. 4 How many months are there in a year?</p> <p>Ans. There are 12 months in a year.</p>