

**CLASS – L.K.G.**

**“Learning gives creativity,  
Creativity leads to thinking,  
Thinking provides knowledge,  
Knowledge makes you great.”**

**- Abdul Kalam**

On receiving this syllabus, I promise to study with perseverance and regularity and complete it on time under the guidance of my teachers.

Name .....

Class ..... Sec. ....

Signature .....

Date .....

## Weightage of Assessment

Subject	PA-1/PA-2 (05)	M.A. (05)	Portfolio (05)	S.E.A (05)	H.Y.E./A.E. (80)	TOTAL (100)
ENGLISH						
HINDI						
MATHS						

- ❖ **Art & Craft:** Grades will be awarded based on regular drawing assignments completed during weekly art & craft classes.
- ❖ **General Awareness (G.A.):** Grades will be awarded based on students participation in classroom activities.
- ❖ **Periodic Assessment (PA-1/PA-2):** Pen-paper test will be conducted once in each term. The test will be conducted for **40** marks and converted into 05 marks.
- ❖ **Multiple Assessment (M.A.):** Multiple assessment of 05 marks is on higher order thinking, group discussion, quiz, viva etc.
- ❖ **Portfolio :** The notebook maintenance and submission by students will carry 05 marks.
- ❖ **S.E.A:** Subject Enrichment Activities will carry 05 marks. It consists of different activities and projects related with the chapter based topics.
- ❖ **HYE/AE:** Pen-paper examination of **80** marks for both **TERMS** will be conducted.

# HAPPY MODEL SCHOOL, VARANASI

SESSION 2024-25

## BOOK LIST

### CLASS – L.K.G.

<u>SUBJECT</u>	<u>BOOK NAME</u>	<u>PUBLISHER</u>
ENGLISH	DAISY ENGLISH READER PRE - PRIMER	MARINA PUBLICATIONS
RHYMES	NURSERY RHYMES -A	VISHV BOOKS
CURSIVE WRITING	CURSIVE WRITING CAPITAL & SMALL LETTERS	TURTLE BOOKS
HINDI	स्वर संगीत -B	MARGDARSHAN PUBLISHERS
HINDI SULEKH	सुलेख मन्दाकिनी-शब्द लेखन	A PLUS PUBLICATIONS
MATHEMATICS	NUMBER BOOK 0 TO 100	MARINA PUBLICATIONS
PICTURE BOOK	MY BEST PICTURE BOOK	KARTIK EDUCATIONS
DRAWING	LITTLE BEAR CREATIVE ART & CRAFT LEVEL– B	MARINA PUBLICATIONS
PICTURE BOOK (ONLY FOR NEW ADMISSION)	NEW ALL IN ONE	MARINA PUBLICATIONS

### STATIONERY LIST

<u>SUBJECT</u>	<u>ITEMS</u>	<u>QUANTITY</u>
ENGLISH	FOUR LINES NOTEBOOKS	2
HINDI	FIVE LINES NOTEBOOKS	2
MATHEMATICS	SQUARE BOX NOTEBOOKS	2
DRAWING	DRAWING COPY	1
SCRAP BOOK	PASTEL PAGES	1
MOULDING DOUGH, PENCIL, ERASER & WAX CRAYONS		

**NOTE:** BOOKS ARE AVAILABLE IN ALL BOOK STORES OF THE CITY.

# **GENERAL INSTRUCTION**

- 1) All notebooks and text books should be covered and properly labelled with name, section, subject and roll number.
- 2) Appearing in all assessments is must.
- 3) Minimum of 80% Attendance is compulsory to appear in the examination.

**\*\*\***

## Activities

### TERM-I

Months	Contents
APRIL - MAY	Colour of the month : Red Shape of the month : Circle Concept of the month : Big and small Thought of the month : Health is wealth Sensorial learning : Paper tearing Stories of the month : Grasshopper and the Ant कहानी-पेड़ का दर्द । Game of the month : Walk along the line Experiential learning : To identify the different types of taste (sweet, sour and salty)
JUNE -JULY	Colour of the month : Yellow and Black Shape of the month : Square Concept of the month : Come and go Thought of the month : Save Environment Sensorial learning : Crushing of newspaper Stories of the month : The Greedy Dog कहानी-बातुनी कछुआ । Game of the month : Walks up / down stairs Experiential learning : 1. Differentiate between hard and soft object 2. Differentiate between rough and smooth objects.
AUGUST	Colour of the month : Blue Shape of the month : Rectangle Concept of the month : Sit and stand Thought of the month : Book is the best friend Sensorial learning : Rolling the mat Stories of the month : The monkey and the crocodile कहानी- एकतामें शक्ति । Game of the month : Chain-Chain (with the help of colours) Experiential learning : To identify the different types of vegetables
SEPTEMBER	Colour of the month : White Shape of the month : Triangle Concept of the month : In and Out Thought of the month : Respect your elders and teachers Sensorial learning : Hard and Soft by touching different objects

	Stories of the month	:	A glass of milk कहानी-बकरी और सात बच्चे ।
	Game of the month	:	Catch - Hold and throw
	Experiential learning	:	To show plants needs water to grow
OCTOBER	Colour of the month	:	Orange
	Shape of the month	:	Cone
	Concept of the month	:	Fat and Thin
	Thought of the month	:	Take care of animals
	Sensorial learning	:	Loudness and Softness
	Stories of the month	:	The bear and two friends कहानी-लोमड़ी और कौवा ।
	Game of the month	:	Passing the parcel
	Experiential learning	:	Differentiate between dry leaves and green leaves
NOVEMBER	Colour of the month	:	Green
	Shape of the month	:	Oval
	Concept of the month	:	Happy and Sad
	Thought of the month	:	A Book is a gift that you can open again and again
	Sensorial learning	:	Balancing
	Stories of the month	:	The power of respect कहानी-मिट्टी के खिलौने ।
	Game of the month	:	Tipy-Tipy Top
	Experiential learning	:	To know that plants gives us oil (with help of different seeds, nuts)etc.
DECEMBER	Colour of the month	:	Purple
	Shape of the month	:	Star
	Concept of the month	:	Hot and Cold
	Thought of the month	:	Follow the traffic rules
	Sensorial learning	:	Sweet and Salty
	Stories of the month	:	The lion and the mouse कहानी-टोपीवाला और बंदर ।
	Game of the month	:	Musical Chair/Hug
	Experiential learning	:	Role playing of different professionals
JANUARY	Colour of the month	:	Sky Blue
	Shape of the month	:	Revision of all shapes
	Concept of the month	:	Empty and full
	Thought of the month	:	Save Electricity
	Sensorial learning	:	Smell - pleasant and unpleasant
	Stories of the month	:	Elephant and friends

कहानी-दादी की पेंसिल ।

Game of the month : Walk on the narrow beam  
Experiential learning : Cloth folding (T-shirt)

---

FEBRUARY Colour of the month : Pink  
Shape of the month : Revision of all previous shapes (April to January)  
Concept of the month : Revision of all previous concept (April to January)  
Thought of the month : Sharing makes one happy  
Sensorial learning : Revision of all previous sensory months (April to January)  
Stories of the month : Hare and the tortoise  
भेड़िया आया ।  
Game of the month : Carrom  
Experiential learning : Visit to a shopping mall/Park





	<p><b>Opposites</b> – Up – Down  Fat – Thin  Boy – Girl  Big – Small</p> <p><b>WRITTEN</b> –</p> <ul style="list-style-type: none"> <li>➤ Revision of capital and small cursive letters <b>Aa</b> to <b>Mm</b>.</li> <li>➤ See and write capital and small cursive letters <b>Nn</b> to <b>Ss</b>.</li> <li>➤ Match it – letter to letter  letter to picture</li> <li>➤ Recognize the picture and write the correct letter.</li> </ul> <p><b>Workbook</b> – Daisy English Reader (Pre-Primer) 11 to 16</p> <p><b>Writing book</b> – Cursive writing capital and small letters 12 to 21</p>	
AUGUST	<p><b>ORAL</b> –</p> <p><b>Rhymes Book</b> – Nursery Rhymes – A</p> <p>1) A clown 5</p> <p>2) Cobbler, Cobbler 6</p> <p>Jolly Phonic sounds <b>A</b> to <b>Z</b></p> <p>Introduction to vowels – <b>a, e, i, o, u</b>.</p> <p>Opposites – Before – After  In – Out  Open – Close  Hot – Cold</p> <p><b>WRITTEN</b> –</p> <ul style="list-style-type: none"> <li>➤ Revision of capital and small cursive letters <b>Aa</b> to <b>Ss</b>.</li> <li>➤ See and write capital and small cursive letters <b>Tt</b> to <b>Zz</b>.</li> <li>➤ Practice of cursive alphabet (<b>Aa</b> to <b>Zz</b>).</li> <li>➤ Introduction of Vowels – <b>a, e, i, o, u</b>.</li> <li>➤ 2 and 3 letter words with sound 'a'.</li> </ul> <p><b>Workbook</b> - Daisy English Reader (Pre-Primer) 17 to 19</p> <p><b>Writing book</b> – Cursive writing capital and small letters 22 to 27</p>	



	<ul style="list-style-type: none"> <li>➤ Dictation of 2 and 3 letter words with sound 'o'.</li> </ul> <p><b>Workbook</b> – Daisy English Reader (Pre-Primer)</p> <p><b>Writing book</b> – Cursive writing capital and small letters</p>	<p><b>26 to 28</b></p> <p><b>34 to 39</b></p>
NOVEMBER	<p><b>ORAL -</b></p> <p><b>Rhymes Book</b> – Nursery Rhymes – A</p> <p>1) Eeny, Meeny, Miney, Mo</p> <p>2) Little Jack Horner</p> <ul style="list-style-type: none"> <li>➤ Revision of 3 letter words.</li> <li>➤ 2 and 3 letter words with sound 'u'.</li> <li>➤ Concept of 'A' and 'An'.</li> </ul> <p><b>WRITTEN -</b></p> <ul style="list-style-type: none"> <li>➤ Write 2 and 3 letter words with sound 'u'.</li> <li>➤ Fill in the blanks with Vowels.</li> <li>➤ Dictation of words with sound 'u'.</li> <li>➤ Use of 'A'.</li> <li>➤ Use of 'An'.</li> <li>➤ Use of 'In On and Under'</li> </ul> <p><b>Workbook</b> – Daisy English Reader (Pre-Primer)</p> <p><b>Writing book</b> – Cursive writing capital and small letters.</p>	<p><b>11</b></p> <p><b>12</b></p> <p><b>34 to 36</b></p> <p><b>40 to 45</b></p>
DECEMBER	<p><b>ORAL -</b></p> <p><b>Rhymes Book</b> – Nursery Rhymes – A</p> <p>1) Early to bed</p> <p>2) Mary, Mary, Quite contrary</p> <p><b>Story</b> – Hare and Tortoise</p> <ul style="list-style-type: none"> <li>➤ Revision of sound 'u'.</li> <li>➤ Reading words. (2 and 3 letters)</li> </ul> <p><b>WRITTEN -</b></p> <ul style="list-style-type: none"> <li>➤ Revision of sound 'u'.</li> <li>➤ Use of 'And'.</li> <li>➤ Use of 'This'.</li> </ul>	<p><b>13</b></p> <p><b>14</b></p>

	<ul style="list-style-type: none"> <li>➤ Use of '<b>That</b>'.</li> <li>➤ Use of '<b>What</b>'.</li> </ul> <p><b>Workbook</b> – Daisy English Reader (Pre-Primer). <b>37 to 43</b></p> <p><b>Writing book</b> – Cursive writing capital and small letters. <b>46 to 51</b></p>	
JANUARY	<p><b>ORAL -</b></p> <p><b>Rhymes Book</b> – Nursery Rhymes – A</p> <p>1) Wee Willie Winkie <b>15</b></p> <p>2) One to Ten <b>16</b></p> <ul style="list-style-type: none"> <li>➤ Revision of <b>vowel words</b>.</li> <li>➤ Revision of '<b>This / That</b>'.</li> <li>➤ Revision of '<b>And</b>'.</li> </ul> <p><b>WRITTEN -</b></p> <ul style="list-style-type: none"> <li>➤ Revision of '<b>And</b>'.</li> <li>➤ Revision of '<b>This</b>'.</li> <li>➤ Revision of '<b>That</b>'.</li> <li>➤ Write your name and class e.g. - My name is..... class – L.K.G.</li> <li>➤ Dictation of words.</li> </ul> <p><b>Workbook</b> – Daisy English Reader (Pre-Primer) <b>44</b></p> <p><b>Writing book</b> – Cursive writing capital and small letters <b>52 to 56</b></p>	
FEBRUARY	<p><b>ORAL</b> – Revision of all previous oral.</p> <p><b>WRITTEN -</b></p> <ul style="list-style-type: none"> <li>➤ Revision of all previous works.</li> <li>➤ Dictation of words.</li> </ul> <p><b>REVISION</b></p>	



	<p>→ क से ज्ञ तक</p> <p>→चित्र पहचान कर सही अक्षर पर गोला बनाइए।</p> <p>→रिक्त स्थान भरिए। (अ से अः, क से ज्ञ )तक</p>	
अगस्त	<p>मौखिक→अ से अः तक</p> <p>→ क से ज्ञ तक</p> <p>किताब→ स्वर संगीत</p> <p>कविताएँ→ 1. हाथी राजा 2. ऊपर पंखा चलता है</p> <p>किताब – सुलेख मंदाकिनी शब्द लेखन</p> <p>कहानी – सच्ची मित्रता</p> <p>लिखित→ →</p> <p>→ क से ज्ञ तक का अभ्यास</p> <p>→रिक्त स्थानों को भरिए। ( क से ज्ञ)</p> <p>दो अक्षर वाले शब्द</p> <p>→चित्र पहचान कर सही अक्षर लिखिए।</p> <p>→श्रुतिलेख (दो अक्षर वाले शब्द)</p>	<p>7</p> <p>8</p> <p>4-9</p> <p>17</p> <p>2 - 3</p>
सितंबर	<p>मौखिक→अ से अः तक</p> <p>→ क से ज्ञ तक</p> <p>→दो अक्षर के शब्द पढ़ना।</p> <p>किताब→ स्वर संगीत . पुनरावृत्ति</p> <p>कहानी –बिल्ली बंदर</p> <p>लिखित→पुनरावृत्ति क से ज्ञ तक</p> <p>→दो अक्षर वाले शब्द</p> <p>→श्रुतिलेख (दो अक्षर वाले शब्द)</p> <p>→चित्र पहचान कर उनके नाम लिखिए।</p> <p>→मिलान करिए</p>	<p>18</p>

TERM-II

<p>अक्टूबर</p>	<p>मौखिक→पुनरावृत्ति अ से अ: तक → क से ज्ञ तक →पुनरावृत्ति दो वर्णों को मिलाकर पढ़ना। किताब→ स्वर संगीत कविताएँ→ 1. फूल 2. वीर सिपाही किताब – सुलेख मंदाकिनी शब्द लेखन लिखित→पुनरावृत्ति दो वर्णों के शब्द। →पुनरावृत्ति चित्र पहचान कर नाम लिखना। →चित्र पहचान कर सही अक्षर पर गोला लगाइए। → खाली जगह भरिए। किताब→ स्वर संगीत</p>	<p>9 10 10-18</p>
<p>नवंबर</p>	<p>मौखिक→पुनरावृत्ति दो वर्णों के शब्दों को मिलाकर पढ़ना। →तीन वर्णों के शब्दों को मिलाकर पढ़ना। किताब→ स्वर संगीत कविता→ 1. विश्व कप 2. रेल कहानी→ सच्ची मित्रता किताब – सुलेख मंदाकिनी शब्द लेखन लिखित→तीन अक्षर वाले शब्द लिखिए। →श्रुतिलेख (तीन अक्षर वाले शब्द) →चित्रों के नाम लिखिए। →मिलान करिए।</p>	<p>10 - 18 11 12 17 19 - 24</p>
<p>दिसंबर</p>	<p>मौखिक→पुनरावृत्ति तीन वर्णों के शब्दों को मिला कर पढ़ना। →चार वर्णों के शब्दों को मिलाकर पढ़ना। किताब→ स्वर संगीत कविता – 1. डब्बू जी 2. आलू बोला किताब – सुलेख मंदाकिनी शब्द लेखन लिखित→पुनरावृत्ति तीन वर्णों के शब्द।</p>	<p>13 14 25-39</p>

	<p>→ खाली जगह भरिए।</p> <p>→चित्र पहचानकर शब्द पर गोला लगाइए।</p> <p>→चार अक्षर वाले शब्द।</p> <p>→श्रुतिलेख (चार अक्षरवाले शब्द)</p> <p>→चित्रों के नाम लिखिए।</p>	
जनवरी	<p>मौखिक→चार वर्णोंके शब्दों को मिलाकर पढ़ना।</p> <p>किताब→ स्वर संगीत</p> <p>कविता – 1. गिनती</p> <p>          2. गर्मी</p> <p>कहानी→ मक्खी का लालच</p> <p>पिछली कविताएँ एवं कहानियाँ याद करिए।</p> <p>किताब – सुलेख मंदाकिनी शब्द लेखन</p> <p>लिखित→ पुनरावृत्ति चार वर्णों के शब्द।</p> <p>          → खाली जगह भरिए।</p> <p>          →मिलान करिए।</p> <p>          →चित्र पहचान कर सही शब्द पर गोला लगाइए।</p> <p>→आ(।) की मात्रा क से ज्ञ तक पर लगाना एव उससे शब्द बनाना।</p>	<p>15</p> <p>16</p> <p>19</p> <p>40-50</p>
फरवरी	<p>मौखिक→किताब वाचन</p> <p>कहानी – एकता में शक्ति</p> <p>किताब – सुलेख मंदाकिनी शब्द लेखन</p> <p>लिखित→पिछले सार कार्यों का पुनरावृत्ति कीजिए।</p>	<p>20</p> <p>51-52</p>



# MATHS

## TERM-I

Months	Contents	Page No.																																																																		
APRIL -MAY	<p><b>ORAL</b> – Counting from <b>0</b> to <b>50</b></p> <p>Introduction of shapes</p> <p>  Circle              Square              Rectangle              Triangle         </p> <p><b>WRITTEN</b> – Writing of number <b>0</b> to <b>30</b></p> <table border="1" style="margin-left: auto; margin-right: auto; border-collapse: collapse; text-align: center;"> <thead> <tr> <th style="width: 15%;">T</th> <th style="width: 15%;">O</th> <th style="width: 15%;">T</th> <th style="width: 15%;">O</th> <th style="width: 15%;">T</th> <th style="width: 15%;">O</th> </tr> </thead> <tbody> <tr><td></td><td>1</td><td>1</td><td>1</td><td>2</td><td>1</td></tr> <tr><td></td><td>2</td><td></td><td></td><td></td><td></td></tr> <tr><td></td><td>3</td><td></td><td></td><td></td><td></td></tr> <tr><td></td><td>4</td><td></td><td></td><td></td><td></td></tr> <tr><td></td><td>5</td><td></td><td></td><td></td><td></td></tr> <tr><td></td><td>6</td><td></td><td></td><td></td><td></td></tr> <tr><td></td><td>7</td><td></td><td></td><td></td><td></td></tr> <tr><td></td><td>8</td><td></td><td></td><td></td><td></td></tr> <tr><td></td><td>9</td><td></td><td></td><td></td><td></td></tr> <tr><td>1</td><td>0</td><td></td><td></td><td></td><td></td></tr> </tbody> </table> <p><b>Count and Write -</b></p> <p>  → _____   → _____         </p> <p><b>Count and Match</b></p> <div style="display: flex; align-items: center; justify-content: center;"> <div style="text-align: center;"> </div> <div style="margin-left: 20px;"> <p style="margin-bottom: 10px;"><b>2</b></p> <p style="margin-bottom: 10px;"><b>4</b></p> <p style="margin-bottom: 10px;"><b>3</b></p> </div> </div> <p>Fill in the missing numbers <b>1</b> to <b>50</b>.</p> <p><b>Maths Workbook</b> → Number Book <b>0</b> to <b>100</b>.</p>	T	O	T	O	T	O		1	1	1	2	1		2						3						4						5						6						7						8						9					1	0					2 to 19
T	O	T	O	T	O																																																															
	1	1	1	2	1																																																															
	2																																																																			
	3																																																																			
	4																																																																			
	5																																																																			
	6																																																																			
	7																																																																			
	8																																																																			
	9																																																																			
1	0																																																																			
	<p><b>ORAL</b> → Counting from <b>1</b> to <b>100</b>.</p> <p>→ Revision of shapes.</p> <p>→ Number name 0 to 5</p>																																																																			

JUNE - JULY	<p>→Multiple table of 0 and 1</p> <p>→Reverse Counting 20 to 0</p> <p><b>WRITTEN -</b></p> <p>→Revision of <b>1 to 50.</b></p> <p>→Write the counting from<b>51 to 70.</b></p> <p>→Number name 0 to 5</p> <p>→Count and match with the number.</p> <p>→ Fill in the missing numbers <b>51 to 70.</b></p> <p>→Reverse Counting 20 to 0</p> <p><b>Maths Workbook - Number Book 0 to 100.</b></p>	<p>(except page no-25 and 28)</p> <p>20 to 39</p>
AUGUST	<p><b>ORAL</b> → Counting from<b>1 to 100.</b></p> <p>→Reverse counting. 20 to 0</p> <p>→Multiple table of 2</p> <p>→Numbers name 6 to 10</p> <p><b>WRITTEN</b> →Revision of <b>0 to 70.</b></p> <p>→ Write the counting from <b>71 to 100.</b></p> <p>→Fill in the missing number <b>71 to 100.</b></p> <p>→ Reverse counting <b>20 to 0.</b></p> <p>→Number name 6 to 10</p> <p>→Multiple table of 2</p> <p><b>Maths Workbook - Number Book 0 to 100.</b></p>	<p>(except page no-41,43,44 &amp; 51)</p> <p>40 to 52</p>
SEPTEMBER	<p><b>ORAL</b> →<b>Revision</b></p> <p><b>WRITTEN</b> → Revision</p> <p><b>Maths Workbook - Number Book 0 to 100.</b></p>	<p>53 to 61</p>
<b>TERM-II</b>		
OCTOBER	<p><b>ORAL</b> →Multiple table of <b>0 to 3.</b></p> <p>→ Numbers name from <b>11 to 20.</b></p> <p>→Reverse counting from<b>50 to 21.</b></p> <p><b>WRITTEN</b> →Counting from 51 to 100</p> <p>→Multiple table of <b>3</b></p> <p>→ Number name from 11 to <b>15</b></p> <p>→Reverse counting 50 to 21</p> <p>→ Change into words Eleven to Fifteen.</p> <p>→ Change into numbers (<b>11 to 15</b>)</p> <p><b>Maths Workbook</b> → Number Book <b>0 to 100.</b></p>	<p>(except page no-63)</p> <p>25 &amp; 28</p> <p>62 to 69</p>

NOVEMBER	<p><b>ORAL</b>→Multiple table of 4  →Number name 11 to 20  → Revision of multiple tables <b>0 to 3.</b>  → Reverse counting (<b>80 to 51</b>)</p> <p><b>WRITTEN</b> →Circle the smallest number (<b>0 to 20</b>)  →Circle the greatest number (<b>0 to 20</b>)  →Reverse counting 80 to 51  → Ascending order (<b>0 to 10</b>)  → Descending order (<b>10 to 0</b>)</p> <p><b>Maths Workbook</b>→ Number Book <b>0 to 100.</b></p>	43 & 63 70 to 76
DECEMBER	<p><b>ORAL</b>→ Multiple table of 4  →Counting 0 to 100  → Reverse counting (<b>100 to 81</b>).</p> <p><b>WRITTEN</b>  → What comes after?  → What comes before?  → What comes in between?  →Multiple table of 4  →Reverse counting 100 to 81</p> <p><b>Maths Workbook</b> → Number Book <b>0 to 100.</b></p>	41,44 & 51 77 to 82
JANUARY	<p><b>ORAL</b> → Revision of tables (0 to 4)  → Revision of number name(0 to 20)  →Revision of after, before and in between.</p> <p><b>WRITTEN</b> → Revision of after, before and in between.  → Simple addition  Eg.    4   1 1 1 1        + 4   1 1 1 1        <u>      </u>        8</p> <p>Ans. 8 = Eight</p> <p>→ <b>Linear Addition</b>  Eg.    1 1 1 1    1 1 1 1        4 + 4 = 8</p> <p>Ans. 8 Eight.</p>	





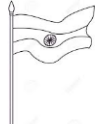



	<p><b>→Simple Subtraction:-</b></p> <p>Eg. <math>4 \cancel{1}\cancel{1}\cancel{1}1</math></p> $\begin{array}{r} 4 \cancel{1}\cancel{1}\cancel{1}1 \\ - 3 \\ \hline 1 \end{array}$ <p>Ans. 1 One</p> <p><b>→ Linear Subtraction</b></p> <p>Eg. <math>\cancel{1}\cancel{1}11</math></p> <p><math>4 - 2 = 2</math>    Ans. = Two</p> <p><b>Maths Workbook</b> → Number Book <b>0</b> to <b>100</b>.</p>	83 to 88
FEBRUARY	<p><b>ORAL</b> → Revision of tables (<b>0</b> to <b>4</b>).</p> <p>→ Revision of Number name (<b>0</b> to <b>20</b>).</p> <p>→ Revision of reverse counting (<b>100</b> to <b>0</b>).</p> <p><b>WRITTEN</b> →Revision of all previous works.</p>	

## G.K.


Months	Contents	Page No.
APRIL - MAY	<b>Book</b> → My Best Picture Book ➤ My Body ➤ My Family ➤ Food And Drinks ➤ Fruits	2 3 4,5 6,7
JUNE - JULY	<b>Book</b> → My Best Picture Book ➤ Vegetables ➤ My Daily Routine ➤ Flowers	8,9 10 11
AUGUST	<b>Book</b> → My Best Picture Book ➤ Domestic Animals ➤ Wild Animals ➤ Water Animals	12 13 14
SEPTEMBER	<b>Book</b> → My Best Picture Book ➤ Birds ➤ My Toys ➤ Games	15 16 17
OCTOBER	<b>Book</b> → My Best Picture Book ➤ Gents Wear ➤ Ladies Wear ➤ Our Helpers	18 19 20
NOVEMBER	<b>Book</b> → My Best Picture Book ➤ Drawing Room ➤ Kitchen ➤ Dining Room	21 22 23
DECEMBER	<b>Book</b> → My Best Picture Book ➤ Bathroom ➤ Bedroom ➤ In The Classroom	24 25 26
JANUARY	<b>Book</b> → My Best Picture Book ➤ Birthday Party ➤ Festivals ➤ Vehicles	27 28 29
FEBRUARY	<b>Book</b> → My Best Picture Book ➤ Electrical Appliances ➤ Opposites ➤ Seasons ➤ Computer	30 31 32



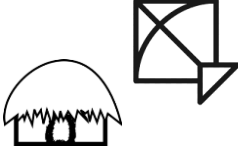
# ART & CRAFT

## TERM-I

Months	Contents	Page No.
APRIL - MAY	<b>Book – Little Bear Creative Art and Craft</b> <b>Freehand drawing in notebook.</b> 1. Draw a Sun and colour it.  2. Draw a ball and colour it. 	3 to 6
JUNE - JULY	<b>Book – Little Bear Creative Art and Craft</b> <b>Freehand drawing in notebook.</b> 1. Draw a umbrella and colour it.  2. Draw a balloon and colour it. 	7 to 10
AUGUST	<b>Book – Little Bear Creative Art and Craft</b> <b>Freehand drawing in notebook.</b> 1. Draw the Indian National Flag and colour it.  2. Draw a tree and colour it. 	11 to 13
SEPTEMBER	<b>Book – Little Bear Creative Art and Craft</b> <b>Freehand drawing in notebook.</b> 1. Draw a flower and colour it.  2. Draw a boat and colour it. 	14 to 16

## TERM-II

OCTOBER	<b>Book – Little Bear Creative Art and Craft</b> <b>Freehand drawing in notebook.</b> 1. Draw a candle and colour it.  2. Draw adiya and colour it. 	17 to 19
NOVEMBER	<b>Book – Little Bear Creative Art and Craft</b> <b>Freehand drawing in notebook.</b> 1. Draw a bird and colour it. 	20 to 22

	<p>2. Draw a cat and colour it.</p> 	
DECEMBER	<p><b>Book - Little Bear Creative Art and Craft</b></p> <p><b>Freehand drawing in notebook.</b></p> <p>1. Draw aX-mas tree and colour it.</p> <p>2. Draw a bell and colour it.</p> 	22 to 25
JANUARY	<p><b>Book - Little Bear Creative Art and Craft</b></p> <p><b>Freehand drawing in notebook.</b></p> <p>1. Draw a kite and colour it.</p> <p>2. Draw a hut and colour it.</p> 	26 to 28
FEBRUARY	<p><b>Freehand drawing in notebook.</b></p> <p>Revision of previous pictures.</p>	

## CONVERSATION

Months	Contents
APRIL - MAY	<p><b>Ques. 1</b> What is your name?  <b>Ans.</b> My name is .....</p> <p><b>Ques. 2</b> How old are you?  <b>Ans.</b> I am ..... years old.</p> <p><b>Ques. 3</b> What is your father's name?  <b>Ans.</b> My father's name is .....</p> <p><b>Ques. 4</b> What is your mother's name?  <b>Ans.</b> My mother's name is .....</p> <p><b>Ques. 5</b> In which class do you study?  <b>Ans.</b> I study in class L.K.G.</p> <p><b>Ques. 6</b> What is the name of your school?  <b>Ans.</b> The name of my school is Happy Model School.</p> <p><b>Ques. 7</b> What is the name of your Class Teacher?  <b>Ans.</b> My Class Teacher's name is .....</p> <p><b>Ques. 8</b> How many fingers do you have?  <b>Ans.</b> I have 10 fingers.</p> <p><b>Ques. 9</b> Name any five junk foods.  <b>Ans.</b> The junk foods are Chips, Noodle, Samosa, Burger and Pizza.</p> <p><b>Ques. 10</b> Name any five healthy foods.  <b>Ans.</b> The five healthy food are Vegetables, Meat, Egg, Pulses and Chapati.</p>
JUNE - JULY	<p><b>Ques. 1</b> What is the name of your Head Mistress?  <b>Ans.</b> My Head Mistress name is .....</p> <p><b>Ques. 2</b> Names any five vegetables.  <b>Ans.</b> Potato, Tomato, Onion, Brinjal and Peas.</p> <p><b>Ques. 3</b> Name any five good habits.  <b>Ans.</b> Waking up early, Brushing teeth, Bathing, Eating breakfast and Going to school.</p> <p><b>Ques. 4</b> Names of any five flowers.  <b>Ans.</b> Rose, Lotus, Sunflower, Lily and Marigold.</p> <p><b>Ques. 5</b> Names any five fruits.  <b>Ans.</b> Mango, Banana, Apple, Orange and Grapes.</p> <p><b>Ques. 6</b> Which fruit is called the "King of Fruits"?  <b>Ans.</b> Mango.</p>



AUGUST	<p><b>Ques. 1</b> What is the name of our Principal?  <b>Ans.</b> Our Principal's name is .....</p> <p><b>Ques. 2</b> When do we celebrate Independence Day?  <b>Ans.</b> We celebrate Independence Day on 15<sup>th</sup> August.</p> <p><b>Ques. 3</b> How many colours are there in our National Flag?  <b>Ans.</b> There are three colours in our National Flag.</p> <p><b>Ques. 4</b> What is the name of our country?  <b>Ans.</b> Our country name is India.</p> <p><b>Ques. 5</b> Tell the names of any five domestic animals.  <b>Ans.</b> Cat, Dog, Goat, Donkey and Horse.</p> <p><b>Ques. 6</b> Tell the names of any five wild animals.  <b>Ans.</b> Tiger, Lion, Elephant, Monkey and Bear.</p>
SEPTEMBER	<p><b>Ques. 1</b> Names of any five birds.  <b>Ans.</b> Parrot, Crow, Owl, Sparrow and Vulture.</p> <p><b>Ques. 2</b> Names any two flightless birds.  <b>Ans.</b> Penguin and Ostrich.</p> <p><b>Ques. 3</b> Which is your favourite toy?  <b>Ans.</b> My favourite toy is .....</p>
OCTOBER	<p><b>Ques. 1</b> Names any five dresses which ladies wear.  <b>Ans.</b> Saree, Dupatta, Salwar -Kameez, Frock and Skirt.</p> <p><b>Ques. 2</b> Names any five dresses which gents wear.  <b>Ans.</b> Shirt, T-shirt, Coat, Trouser and Tie.</p> <p><b>Ques. 3</b> Who brings our letters?  <b>Ans.</b> Postman brings our letters.</p> <p><b>Ques. 4</b> Who cuts our hair?  <b>Ans.</b> Barber cuts hair.</p> <p><b>Ques. 5</b> When do we celebrate <b>Gandhi Jayanti</b>?  <b>Ans.</b> We celebrate <b>Gandhi Jayanti on 2<sup>nd</sup> October.</b></p>
NOVEMBER	<p><b>Ques. 1</b> Names any five things that you see in your living/drawing room.  <b>Ans.</b> Centre table, Sofa, Flower pot, Carpet and Curtain.</p> <p><b>Ques. 2</b> Name any five things that you see in your kitchen.  <b>Ans.</b> Pressure-cooker, Sink, Mixer-grinder, Gas stove and Gas cylinder.</p> <p><b>Ques. 3</b> Names any five things that you see in your dining room.  <b>Ans.</b> Dining table, Dining chair, Wash basin, Towel and Fruit basket.</p> <p><b>Ques. 4</b> Which festival is known as the "<b>Festival of Lights</b>"?</p>

	<p><b>Ans.</b> Diwali is known as festival of lights.</p> <p><b>Ques. 5</b> Whose birthday we celebrate as “<b>Children’s Day</b>”?</p> <p><b>Ans.</b> Pandit Jawaharlal Nehru's birthday we celebrate as children's day.</p> <p><b>Ques. 6</b> When do we celebrate <b>Children’s Day</b>?</p> <p><b>Ans.</b> We celebrate <b>Children’s Day on 14<sup>th</sup> November.</b></p>
DECEMBER	<p><b>Ques. 1</b> Name any five things that you see in your bathroom.</p> <p><b>Ans.</b> Tap, Bucket, Mug, Shower and Soap.</p> <p><b>Ques. 2</b> Name any five things that you see in your bedroom.</p> <p><b>Ans.</b> Bed, Bed-cover, Quilt, Curtain and Pillow.</p> <p><b>Ques. 3</b> Name any five things that you see in your classroom.</p> <p><b>Ans.</b> Blackboard, Bench, Table, Chalk and Duster.</p> <p><b>Ques. 4</b> When do we celebrate <b>Christmas Day</b>?</p> <p><b>Ans.</b> We celebrate <b>Christmas Day on 25<sup>th</sup> December.</b></p> <p><b>Ques. 5</b> Whose birthday do we celebrate on <b>Christmas Day</b>?</p> <p><b>Ans.</b> We celebrate birthday of Jesus Christ.</p>
JANUARY	<p><b>Ques. 1</b> Which festival is called the “<b>Festival of Colours</b>”?</p> <p><b>Ans.</b> Holi is called the festival of colours.</p> <p><b>Ques. 2</b> Name any five festivals.</p> <p><b>Ans.</b> Holi, Diwali, Christmas Day, Eid and Guruparv.</p> <p><b>Ques. 3</b> Name any five means of land transport.</p> <p><b>Ans.</b> Car, Bike, Bus, Cycle and Train.</p> <p><b>Ques. 4</b> Name any four means of water transport.</p> <p><b>Ans.</b> Boat, Ship, Yatch and Steamer.</p> <p><b>Ques. 5</b> Name any two means of air transport.</p> <p><b>Ans.</b> Aeroplane, Helicopter.</p>
FEBRUARY	<p><b>Ques. 1</b> Name any five electrical appliances.</p> <p><b>Ans.</b> TV, Cooler, Fan, Fridge and Computer.</p> <p><b>Ques. 2</b> How many types of seasons are there? Name them.</p> <p><b>Ans.</b> There are three types of seasons <b>Summer season, Winter season and Rainy season.</b></p> <p><b>Ques. 3</b> How many days are there in a week? Name them.</p> <p><b>Ans.</b> There are seven days in a week <b>Monday, Tuesday, Wednesday, Thursday, Friday, Saturday and Sunday.</b></p> <p><b>Ques. 4</b> How many months are there in a year?</p> <p><b>Ans.</b> There are <b>12 months</b> in a year.</p>